

# DIPHANO



## Ray

COLLECTION SHEET







The Ray collection is timeless, thanks to the craftly woven ropes in combination with the alu frame. Next to the existing dining armchairs and side chairs, the collection now also includes a luxury lounge chair and 2-seater. The elegant design of the chairs stays the same, adding deep seats with thick seat and back cushions. A range of coffee tables with options in powdercoated alu, teak, and ceramics completes the collection.











# collection overview

dining side chair



dining armchair



lounge chair



2-seater



coffee table S 100xR (33,5h)



coffee table organic S 100xR (33,5h)



coffee table S 80xR (35,5h)



coffee table organic S 80xR (35,5h)



coffee table A 60xR (28,5h)



coffee table organic A 60xR (28,5h)



coffee table B 42xR (43,5h)



coffee table organic B 42xR (43,5h)







# technical information

## MATERIALS & COLOURS


☐ frame: pca | finishing: rope (5mm/0.20")




☐☐ frame: pca | finishing: rope (5mm/0.20") | cushion set: fabric (FDF)




☐☐ frame: pca | table top: pca (5mm/0.20")



☐☐ frame: pca | table top: ceramic (9mm/0.35")



☐☐ frame: teak | table top: pca (5mm/0.20")



☐☐ frame: teak | table top: ceramic (9mm/0.35")



## OPTIONS

seat cushion (for chairs)



C703 tundra



C708 chestnut



protective cover

## FEATURES



stackable chairs

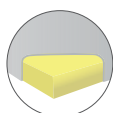


toggle on optional seat cushions



waterproof seat cushions

## FOAM TYPE



type 2  
fabric + interliner  
+ outdoor foam (QDF)







# maintenance

## POWDERCOATED ALUMINIUM

Simply brush away loose dirt, rinse, and clean with a mild, lukewarm soapy solution. Rinse thoroughly and pat dry with a cloth.

## ROPE

Simply brush away loose dirt, rinse, and clean with a mild, lukewarm soapy solution. Rinse thoroughly and air dry.

## FABRICS

Simply brush away loose dirt. Spray on a cleaning solution of water and mild soap. Use a soft bristle brush to clean and allow cleaning solution to soak into the fabric. Rinse thoroughly until all soap residue is removed and allow to air-dry.



## NATURAL TEAK

Simply brush away loose dirt, rinse, and clean with a mild, lukewarm soapy solution. Rinse thoroughly and pat dry with a cloth. If the teak is 100% dry and free of dust, you can apply our Teak stain protector to make it repellent to water and moisture. Avoid the use of abrasive products and solvents and high pressure cleaning.



### **Teak stain protector**

Saturates teak to make it repellent to water and moisture. Helps to prevent stains (e.g. wine stains, barbecue stains...). Easy to apply. Transparent finishing.

## CERAMIC

Simply brush away loose dirt, rinse, and clean with a mild, lukewarm soapy solution or Ceramic cleaner. Rinse thoroughly and pat dry with a cloth.



### **Glass, ceramic, Trespa® cleaner & polisher**

Makes hard surfaces repellent to water, moisture and dirt. Cleans and removes stains without scratching using the included cloth.

# DIPHANO

OUTDOOR FURNITURE

[www.diphano.com](http://www.diphano.com)

Textielstraat 4 - 8790 Waregem - Belgium  
Tel. +32 (0)56 980 008 - [info@diphano.com](mailto:info@diphano.com)